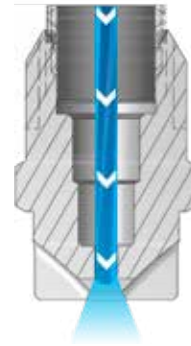


**OVERVIEW: KYNAR® H1/4U VEEJET NOZZLES**

- Color-coded for ease of spray angle identification
- Available in eight angles: 25°, 40°, 50°, 65° and 80°
- Constructed of PVDF for excellent chemical resistance
- Nozzle body is standard 11/16" hex size and has a flange for easy installation and removal using a socket wrench
- Flats on the VeeJet nozzle facilitate proper alignment of spray pattern
- Optional removable strainer
- Use 12687 strainer for H1/4VV VeeJet nozzles



**Kynar VeeJet Nozzles**

As the liquid exits through the sharp V shape cut of the orifice, it forms into a flat spray pattern. The distribution is tapered from the center of the spray.

**KYNAR H1/4U VEEJET NOZZLE OPTIONS**

 <p><b>H-U</b> Green 25° 1/4" male conn.</p>	 <p><b>H-U</b> White 40° 1/4" male conn.</p>	 <p><b>H-U</b> Blue 50° 1/4" male conn.</p>
 <p><b>H-U</b> Purple 65° 1/4" male conn.</p>	 <p><b>H-U</b> Light Green 80° 1/4" male conn.</p>	

**IDEAL FOR:**

- Chemical arches or anywhere spray nozzles are aligned to produce a uniform distribution

**MESH GUIDE**

Nozzle Size (in.)	Recommended Screen Mesh
.02 and larger	50

Material Code (no material code = Brass;SS = 303 Stainless Steel)



**ORDERING INFORMATION**

KYNAR® H1/4U VEEJET

Nozzle Prefix	Inlet Conn.	Nozzle Type	Material Code	Spray Angle	Capacity Size
---------------	-------------	-------------	---------------	-------------	---------------

Example: **H** **1/4** **U** - **CKY** **65** **20**

BSPT connections require the addition of a "B" prior to the inlet connection.

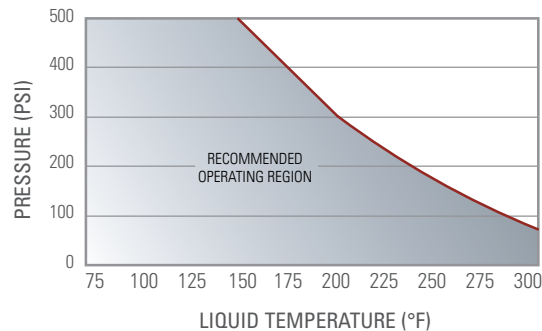
**PERFORMANCE DATA: STANDARD ANGLE SPRAY**



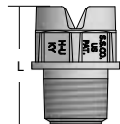
Inlet Conn. (in.)	Nozzle Type	Spray Angle at 40 psi					Capacity Size	Flow Rate Capacity (gallons per minute)										
		H-U	25° Green	40° White	50° Blue	65° Purple		80° Light Green	5 psi	10 psi	20 psi	30 psi	40 psi	60 psi	80 psi	100 psi	200 psi	300 psi
1/4	•				•		10	.35	.50	.71	.87	1.0	1.2	1.4	1.6	2.2	2.7	3.5
	•	•	•	•	•	•	15	.53	.75	1.1	1.3	1.5	1.8	2.1	2.4	3.4	4.1	5.3
	•	•	•	•	•	•	20	.71	1.0	1.4	1.7	2.0	2.4	2.8	3.2	4.5	5.5	7.1
	•			•	•	•	25	.9	1.2	1.7	2.1	2.5	3.0	3.5	3.9	5.6	6.8	8.8
	•	•	•	•	•	•	30	1.1	1.5	2.1	2.5	3.0	3.6	4.2	4.7	6.7	8.2	10.6
	•		•	•	•	•	40	1.4	2.0	2.8	3.4	4.0	4.8	5.7	6.3	8.9	11.0	14.1
	•		•	•	•	•	50	1.8	2.5	3.5	4.2	5.0	6.0	7.1	7.9	11.2	13.7	17.7

Highlighted column shows the rated pressure.

**MAXIMUM PRESSURES AT VARIOUS TEMPERATURES**



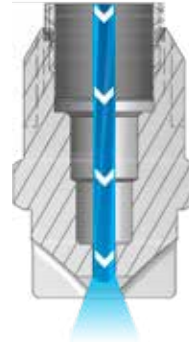
**DIMENSIONS AND WEIGHTS**

Nozzle	Nozzle Type	Inlet Conn. (in.)	L (in.)	D (Dia.) (in.)	Net Weight (oz.)
	<b>H-U (M)</b>	1/4	1	0.875	0.19

Based on largest/heaviest version of each type.

**OVERVIEW: KYNAR® H1/4VV VEEJET NOZZLES**

- Color-coded for ease of spray angle identification
- Available in eight angles: 25°, 40°, 50°, 65°, 80°, 95°, 110° and 120°
- Constructed of PVDF for excellent chemical resistance
- Nozzle body is standard 7/16" hex size and has a flange for easy installation and removal using a socket wrench
- Flats on the VeeJet nozzle facilitate proper alignment of spray pattern
- Optional removable strainer
- Use 12687 strainer for H1/4VV VeeJet nozzles



**Kynar VeeJet Nozzles**

As the liquid exits through the sharp V shape cut of the orifice, it forms into a flat spray pattern. The distribution is tapered from the center of the spray.

**KYNAR H1/4VV VEEJET NOZZLE OPTIONS**

 <p><b>H-VV</b> Green 25° 1/4" male conn.</p>	 <p><b>H-VV</b> White 40° 1/4" male conn.</p>	 <p><b>H-VV</b> Blue 50° 1/4" male conn.</p>	 <p><b>H-VV</b> Purple 65° 1/4" male conn.</p>
 <p><b>H-VV</b> Light Green 80° 1/4" male conn.</p>	 <p><b>H-VV</b> Grey 95° 1/4" male conn.</p>	 <p><b>H-VV</b> Light Blue 110° 1/4" male conn.</p>	 <p><b>H-VV</b> Light Purple 120° 1/4" male conn.</p>

**IDEAL FOR:**

- Chemical arches or anywhere spray nozzles are aligned to produce a uniform distribution

**MESH GUIDE**

Nozzle Size (in.)	Recommended Screen Mesh
.01 through .02	100
.02 and larger	50

Material Code (no material code = Brass;SS = 303 Stainless Steel)



**ORDERING INFORMATION**

KYNAR® H1/4VV VEEJET

Nozzle Prefix	Inlet Conn.	Nozzle Type	-	Material Code	Spray Angle	Capacity Size
<b>H</b>	<b>1/4</b>	<b>VV</b>	-	<b>CKY</b>	<b>65</b>	<b>06</b>

Example

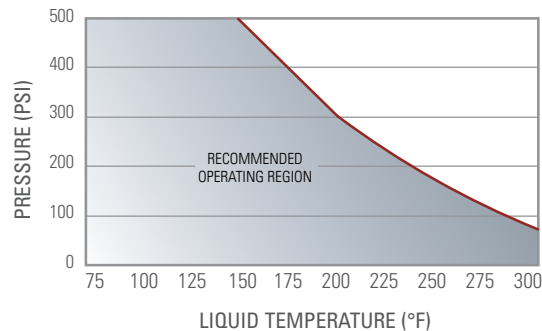
BSPT connections require the addition of a "B" prior to the inlet connection.

**PERFORMANCE DATA: STANDARD ANGLE SPRAY**

Inlet Conn. (in.)	Nozzle Type	Spray Angle at 40 psi								Capacity Size	Flow Rate Capacity (gallons per minute)										
		H-VV	25° Green	40° White	50° Blue	65° Purple	80° Light Green	95° Gray	110° Light Blue		120° Light Purple	5 psi	10 psi	20 psi	30 psi	40 psi	60 psi	80 psi	100 psi	200 psi	300 psi
1/4	•	•	•	•	•	•	•	•	•	01	.04	.05	.07	.09	.10	.12	.14	.16	.22	.27	.35
	•	•	•	•	•	•	•	•	•	02	.07	.10	.14	.17	.20	.24	.28	.32	.45	.55	.71
	•	•	•	•	•	•	•	•	•	025	.09	.13	.18	.22	.25	.31	.35	.40	.56	.68	.88
	•	•	•	•	•	•	•	•	•	03	.11	.15	.21	.26	.30	.37	.42	.47	.67	.82	1.1
	•	•	•	•	•	•	•	•	•	04	.14	.20	.28	.35	.40	.49	.57	.63	.89	1.1	1.4
	•	•	•	•	•	•	•	•	•	05	.18	.25	.35	.43	.50	.61	.71	.79	1.1	1.4	1.8
	•	•	•	•	•	•	•	•	•	06	.21	.30	.42	.52	.60	.73	.85	.95	1.3	1.6	2.1
	•	•	•	•	•	•	•	•	•	07	.25	.35	.49	.61	.70	.86	.99	1.1	1.6	1.9	2.5
	•	•	•	•	•	•	•	•	•	08	.28	.40	.57	.69	.80	.98	1.1	1.3	1.8	2.2	2.8
	•	•	•	•	•	•	•	•	•	10	.35	.50	.71	.87	1.0	1.2	1.4	1.6	2.2	2.7	3.5

Highlighted column shows the rated pressure.

**MAXIMUM PRESSURES AT VARIOUS TEMPERATURES**



**DIMENSIONS AND WEIGHTS**

Nozzle	Nozzle Type	Inlet Conn. (in.)	L (in.)	D (Dia.) (in.)	Net Weight (oz.)
	<b>H-VV (M)</b>	1/4	0.875	0.625	0.1

Based on largest/heaviest version of each type.

